



## TNS5500D 12-Port Series

Wall Mounting

12-port Layer 2 Managed EN50155 Industrial Ethernet Switch

- Support 4 Gigabit M12 interfaces (with 2 groups of Bypass function)
- Support 8 100M M12 interfaces or Gigabit M12 interface, PoE function (optional)
- Adopt Ring patented technology, support single ring, coupling ring, chain, Dual-homing function
- Support optional 2 24VDC or 110VDC power supply inputs
- Support IP67 protection grade
- Support -40~75°C wide operating temperature range



Industrial Grade



EN 50155



EN 50121



# Introduction


TNS5500D 12-Port series are layer 2 managed industrial Ethernet switches. The products conform to the requirements of industrial standard EN50155 and EN50121. Ethernet interfaces use firm and reliable M12 connectors which can adapt to usage scenario with vibration and shock. PoE power supply conforms to IEEE802.3af/at protocol standard, and it can power device over Ethernet, thus decreasing the cable connection of powered devices. This product supports 24VDC or 110VDC power supply input and adopts wall mounting, which can meet the needs of different application sites.

The network management system supports various network protocols and industry standards, such as static routing, STP/RSTP/MSTP, ERPS, 802.1Q VLAN, QoS function, DHCP Server, DHCP Client, IGMP Snooping, LLDP, port trunking, port mirroring, etc. It also possesses complete management functions, support port configuration, port statistics, port IP binding, access control, network diagnosis, rapid configuration, online upgrade, etc.; CLI, WEB, Telnet, SNMP, SSH and other access methods can be supported. Network management system could bring you great user experience through its friendly interface design and easy and convenient operation.

When port has link failure, ALARM indicator will be bright and send out alarm, meanwhile, alarm device connected to the relay will send out alarm for rapid scene troubleshooting. The hardware adopts fanless, low power consumption and wide temperature design, and the external heat sink provides extraordinary heat dissipation performance. This devices have passed rigorous industrial standard tests, which can suit for the industrial scene environment with harsh requirements for EMC. It can be widely used in systems such as train network, signal, on-board PIS, CCTV.

## Features and Benefits

- ⦿ SNMPv1/v2c/v3 is used for network management of various levels
- ⦿ RMON can be used for efficient and flexible network monitoring
- ⦿ Port mirroring can conduct data analysis and monitoring, which is convenient for online debugging
- ⦿ QoS supports real-time traffic classification and priority setting
- ⦿ LLDP can achieve automatic topology discovery, which is convenient for visual management
- ⦿ DHCP server and DHCP client could be used for allocating IP address of different strategies
- ⦿ DHCP Snooping can ensure DHCP client gets IP address from legal DHCP server
- ⦿ DHCP relay function can realize IP address, gateway, DNS configuration cross network segment
- ⦿ File management is convenient for the device rapid configuration and online upgrading
- ⦿ Port statistics can be used for the port real time traffic statistics

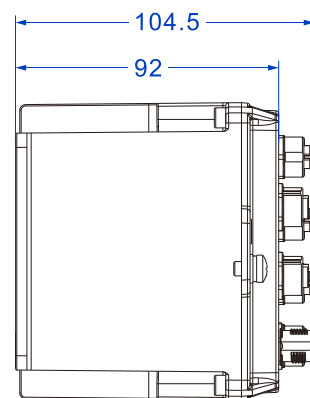
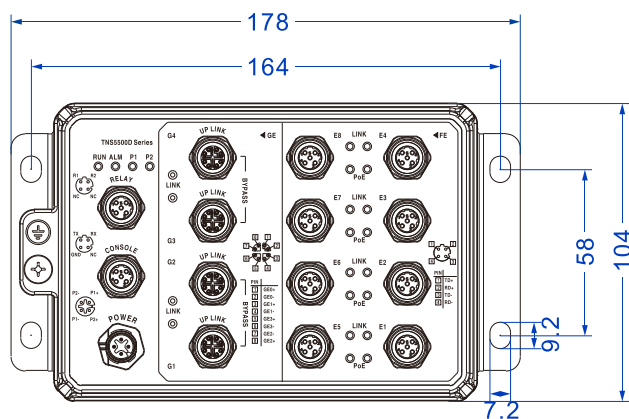
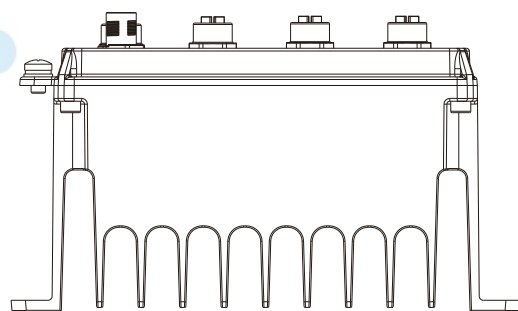
- 
- ⦿ ARP could be used for MAC address resolution
  - ⦿ User password can conduct user hierarchical management to improve the device management security
  - ⦿ Access control ACL and 802.1X authentication can enhance the flexibility and security of the network
  - ⦿ Storm suppression can restrain broadcast, unknown multicast and unicast
  - ⦿ SSHD configuration could encrypt transmitted data, prevent DNS and IP spoofing
  - ⦿ TELNET configuration and SSH configuration guarantee secure access to data
  - ⦿ VLAN can be set to simplify network planning
  - ⦿ Port Trunking can increase network bandwidth and enhance the reliability of network connection to achieve optimum bandwidth utilization
  - ⦿ Bandwidth management can reasonably distribute network bandwidth, preventing unpredictable network status
  - ⦿ Port isolation could achieve port isolation in the same VLAN and save VLAN resources
  - ⦿ IGMP Snooping and static multicast can be used to filter multicast data to save network bandwidth
  - ⦿ Ring, ERPS, STP/RSTP/MSTP can achieve network redundancy, preventing network storm
  - ⦿ Ping, Traceroute, Port Loopback could achieve network diagnosis and troubleshooting
  - ⦿ Bypass function can prevent communication breakdown caused by power supply failure
  - ⦿ PoE could power device via Ethernet, which has greatly saved the cost of device power supply
  - ⦿ Loop detection could efficiently eliminate the influence caused by port loopback by detecting the existence of loopback

## Dimension

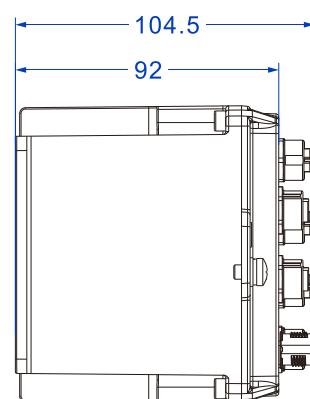
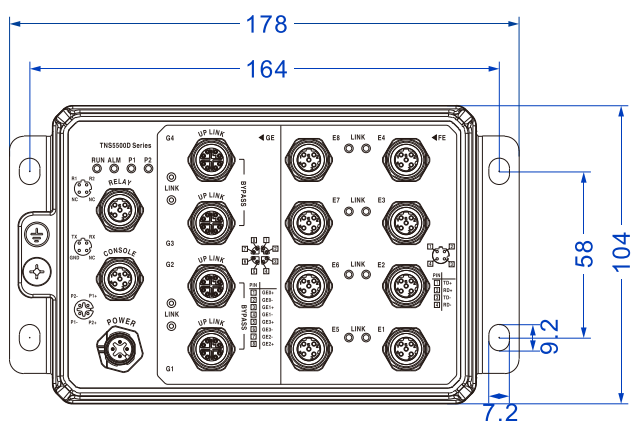
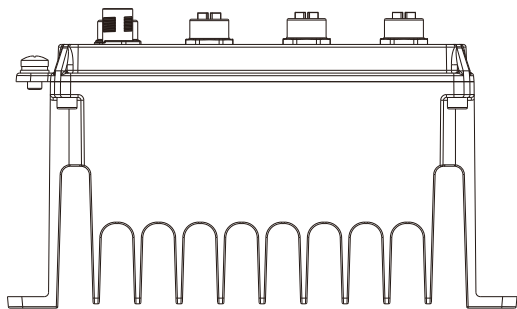
---

Unit: mm

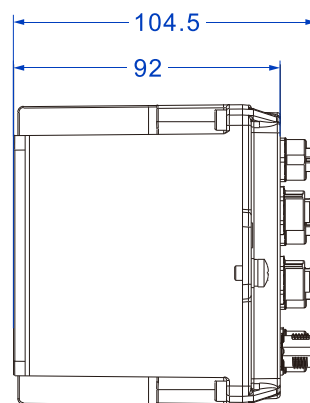
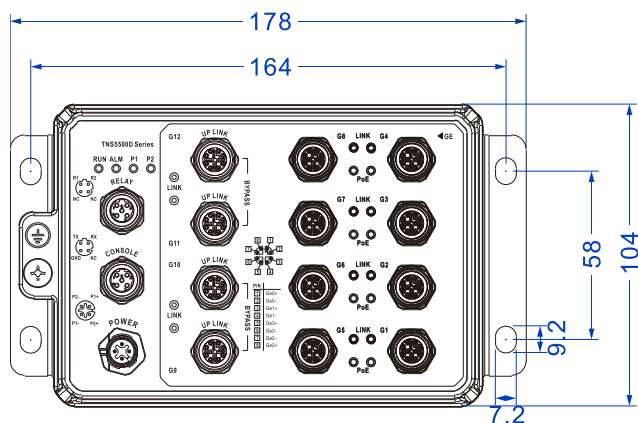
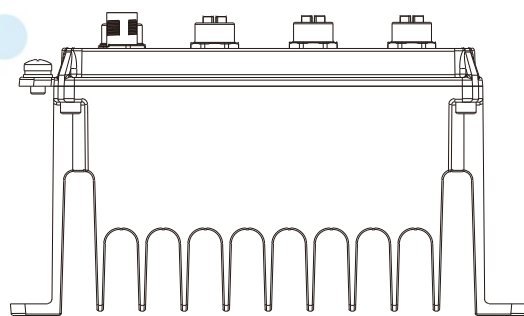
- TNS5500D-8P4GT-P24 and TNS5500D-8P4GT-P110



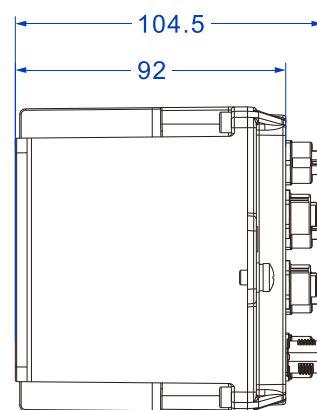
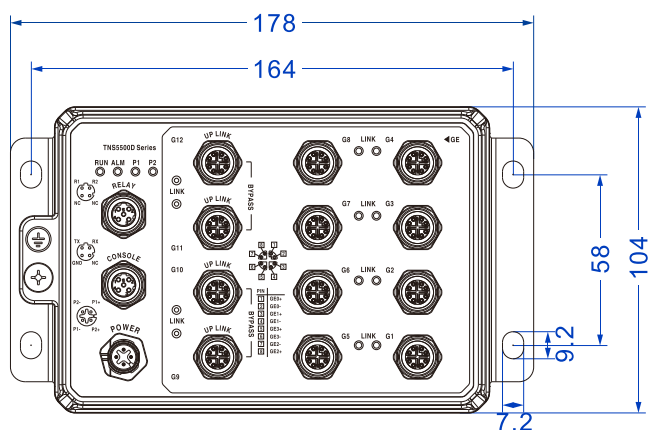
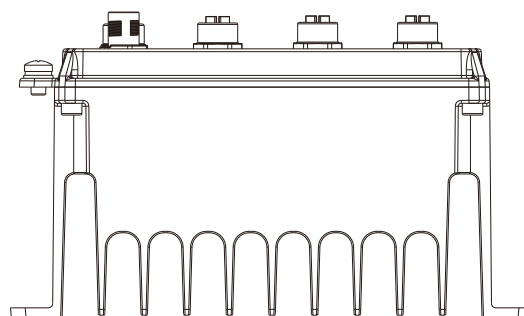
● TNS5500D-8T4GT-P24 and TNS5500D-8T4GT-P110



● TNS5500D-8GP4GT-P24 and TNS5500D-8GP4GT-P110



● TNS5500D-12GT-P110



## Specification

Standard & Protocol	<p>IEEE 802.3 for 10Base-T</p> <p>IEEE 802.3u for 100Base-TX</p> <p>IEEE 802.3ab for 1000Base-T</p> <p>IEEE 802.3x for Flow Control</p> <p>IEEE 802.1D for Spanning Tree Protocol</p> <p>IEEE 802.1w for Rapid Spanning Tree Protocol</p> <p>IEEE 802.1s for Multiple Spanning Tree Protocol</p> <p>IEEE 802.1Q for VLAN</p> <p>IEEE 802.1p for CoS</p> <p>IEEE 802.1AB for LLDP</p> <p>IEEE 802.3af for PoE</p> <p>IEEE 802.3at for PoE+</p> <p>ITU-T G.8032 for ERPS</p>
Management	SNMP v1/v2c/v3 Centralized Management of Equipment, RMON, Port Mirroring, QoS, LLDP, DHCP Server, DHCP Client, File Management, Port Statistics, Log Information, Static ARP, PoE Management (for PoE version)
Security	User permission rating, ACL, port alarm, storm suppression, DHCP Snooping, SSHD configuration, Telnet configuration
Switch Function	802.1Q VLAN, Port Trunking, Bandwidth Management, Flow Control, Port Isolation
Unicast / Multicast	Static Multicast, IGMP-Snooping
Redundancy Technology	Ring, STP / RSTP / MSTP, ERPS, Loop Detection
Troubleshooting	Ping, Traceroute, Port Loopback
Time Management	NTP Client
Interface	<p>Gigabit M12: 10/100/1000Base-T(X), M12(Female), 8-Pin X-Coded, Automatic Flow Control, Full/half Duplex Mode, MDI/MDI-X Autotuning; it supports two groups of Bypass</p> <p>Gigabit PoE M12:10/100/1000base-T (X), M12 (Female), 8-Pin X-Coded, automatic flow rate control, full/half duplex mode, MDI/MDI-X automatic detection; support two groups of Bypass function. The maximum capacity of a single port is 30W PoE power supply output. Pin 1 and 3 of PoE power supply are positive, while Pin 2 and 4 are negative</p> <p>100M M12: 10/100Base-T(X), M12(Female), 4-Pin D-Coded, Automatic Flow Control, Full/half Duplex Mode,</p>



	<p>MDI/MDI-X Autotuning</p> <p>100M PoE M12:100/1000base-T (X), M12 (Female), 4-Pin X-Coded, automatic flow control, full/half duplex mode, MDI/MDI-X automatic detection; The maximum capacity of a single port is 30W PoE power supply output. Pin 1 and 3 of PoE power supply are positive, while pin 2 and 4 are negative</p> <p>Alarm port: M12 (Female), 4-Pin D-Coded, support 1 relay alarm output, current load capability is 1A@30VDC or 0.3A@125VAC</p> <p>Console port: CLI command line management port (RS-232), M12(Female), 4-Pin D-Coded</p>
Indicator	Power indicator, alarm indicator, running indicator, interface indicator, PoE indicator
Switch Property	<p>Transmission mode: store and forward</p> <p>MAC address: 16K</p> <p>Packet buffer size: 12Mbit</p> <p>Backplane bandwidth: 56G</p> <p>Switch time delay: &lt;10μs</p>
Power Supply	<p>Power supply range:</p> <ul style="list-style-type: none"> <li>● TNS5500D-8P4GT-P24: 24VDC (18~36VDC)</li> <li>● TNS5500D-8P4GT-P110: 110VDC (66~156VDC)</li> <li>● TNS5500D-8T4GT-P24: 24VDC (9~36VDC)</li> <li>● TNS5500D-8T4GT-P110: 110VDC (66~156VDC)</li> <li>● TNS5500D-8GP4GT-P24: 24VDC (18~36VDC)</li> <li>● TNS5500D-8GP4GT-P110: 110VDC (66~156VDC)</li> <li>● TNS5500D-12GT-P110: 110VDC (66~156VDC)</li> </ul> <p>Connection method: M12(Male), 4-Pin A-Coded</p> <p>Connection protection: non-polarity</p>
Power Consumption	<p>TNS5500D-8P4GT-P110</p> <ul style="list-style-type: none"> <li>● Full load (without PoE load): 15.8W@110VDC</li> <li>● Full load (with PoE load): 124.6W@110VDC</li> </ul>
Working Environment	<p>Operating temperature: -40~75°C</p> <p>Storage temperature:-40~85°C</p> <p>Relative humidity: 5%~95%(no condensation)</p>
Physical Characteristic	<p>Housing: IP67 protection, metal</p> <p>Installation: wall mounting</p>

	Dimension (W x H x D): 178mm×104mm×92mm Weight (TNS5500D-8P4GT-P24):1.523kg
	IEC 61000-4-2 (ESD, electrostatic discharge), Level 4 <ul style="list-style-type: none"><li>● Air discharge:± 15kV</li><li>● Contact discharge: ±8kV</li></ul> IEC 61000-4-4 (EFT, electrical fast transient pulses), Level 3 <ul style="list-style-type: none"><li>● Power supply: ±4kV</li><li>● Ethernet interface: ±2kV</li><li>● Relay: ±4kV</li></ul> IEC 61000-4-5 (Surge), Level 3 <ul style="list-style-type: none"><li>● Power supply: common mode±4kV, differential mode±2kV</li><li>● Relay: common mode ±4kV, differential mode±2kV</li><li>● Ethernet interface: common mode±4kV</li></ul> Shock: IEC 61373 Free fall: IEC 60068-2-32 Vibration: IEC 61373
Authentication	CE, FCC, RoHS, EN50155, EN50121-3-2, IEC61373, EN45545
Warranty	5 years



## Ordering Information

Available Models	100M M12	100M PoE M12	Gigabit M12 LAN Port	Gigabit PoE M12	Gigabit M12 LAN Port With Bypass	Power Supply
TNS5500D-8P4GT-P24	—	8	—	—	4	24VDC (18~36VDC)
TNS5500D-8P4GT-P110	—	8	—	—	4	110VDC (66~156VDC)
TNS5500D-8T4GT-P110	8	—	—	—	4	110VDC (66~156VDC)
TNS5500D-8T4GT-P24	8	—	—	—	4	24VDC (9~36VDC)
TNS5500D-8GP4GT-P24	—	—	—	8	4	24VDC (18~36VDC)
TNS5500D-8GP4GT-P110	—	—	—	8	4	110VDC (66~156VDC)
TNS5500D-12GT-P110	—	—	8	—	4	110VDC (66~156VDC)



Address: 3/B, Zone 1, Baiwangxin High Technology Industrial Park, Song Bai Road, Nanshan District, Shenzhen, 518108, China

TEL.: +86-755-26702668 ext 835 FAX: +86-755-26703485

E-mail: ics@3onedata.com

Website: www.3onedata.com

◀ Please scan our QR code for more details

\*Product pictures and technical data in this datasheet are only for reference. Updates are subject to change without prior notice. The final interpretation right is reserved by 3onedata.